

STATISTICS

**PESIT(BSC)**

Hosur Road ( 1km.before Electronic city), BANGALORE

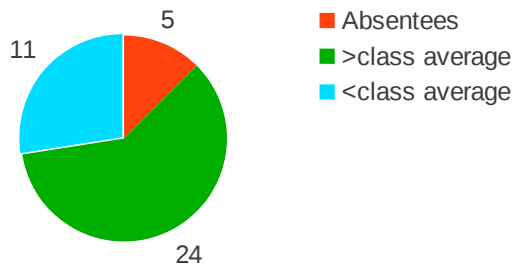
Department of MCA

**II-INTERNAL TEST MARKS (PROVISIONAL) MCA- IV SEM, APRIL 2018**

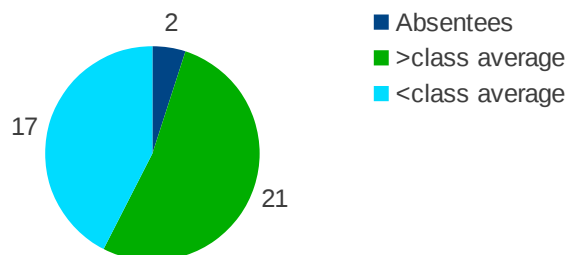
**TEST STATISTICS**

	J2EE	ADV WEB	ST	DWDM	SQM
<b>Class Average</b>	33	33	25	27	28
<b>Highest Score</b>	40	40	40	38	37
<b>Lowest Score</b>	7	5	9	1	12
<b>&lt;15</b>	3	1	3	1	2
<b>15-25</b>	2	3	10	10	10
<b>25-40</b>	30	34	21	19	24
<b>Absentees</b>	5	2	6	10	4
<b>&gt;class average</b>	24	21	21	18	19
<b>&lt;class average</b>	11	17	13	12	17

J2EE

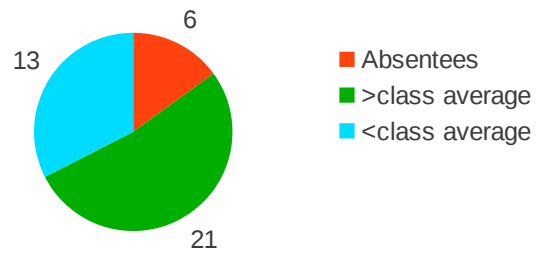


ADV WEB

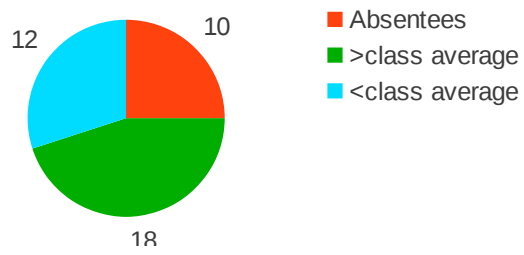


# STATISTICS

## ST



## DWDM



## SQM

